



## Cisco AnyConnect – VPN Connectivity Instructions

The corporate teams at both Major League Baseball and MLB Advanced Media have introduced a consolidated solution for end-users to connect remotely via a virtual private network (VPN) connection. The solution leverages a VPN solution from Cisco Systems, and requires a small application be installed on the user's computer or mobile device.

A prerequisite to a successful connection is for the user to install the aforementioned application. The installation files can be found by visiting the following URL:

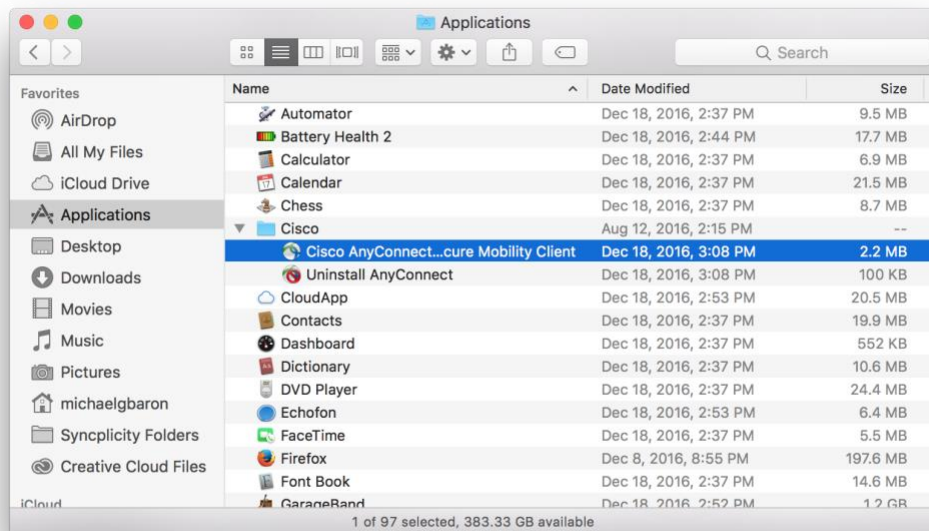
<http://atmlb.com/2igkiGZ>

Once the application for the desired operating system is installed, proceed to the instructions below.

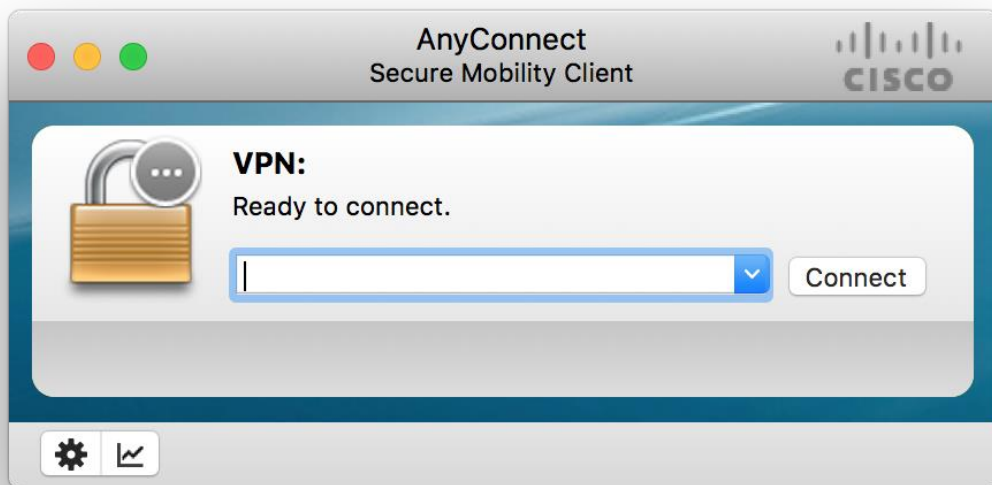
---

### Configuration for Apple Computers

- 1) Begin by launching the Cisco AnyConnect application from within your Hard Drive→Applications→Cisco folder.



- 2) The Cisco AnyConnect window will appear, and if the application was newly installed, the connection field should be blank.



3) Next, enter the appropriate URL for a successful connection.

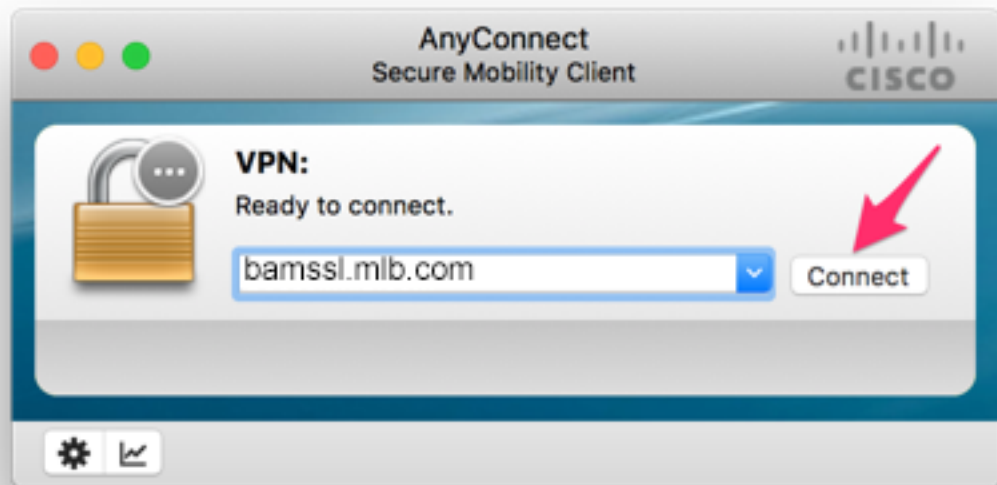
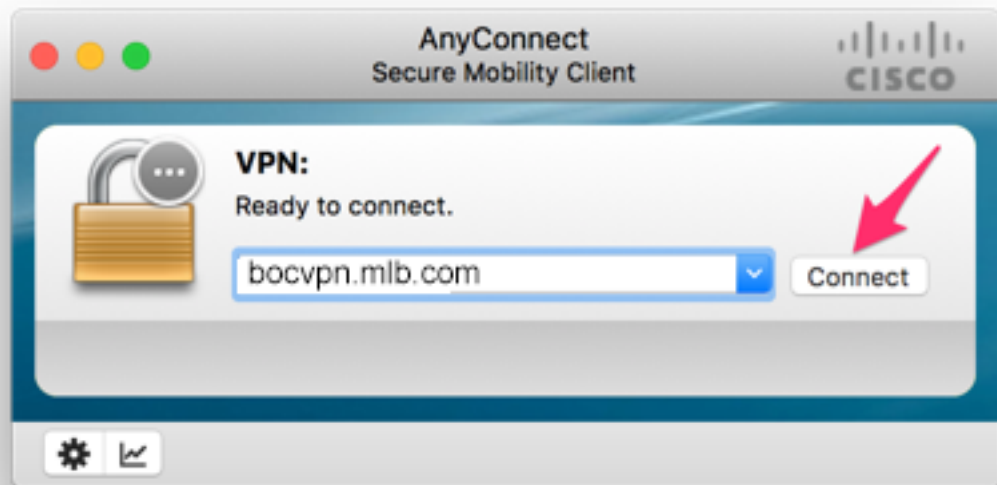
For MLB Advanced Media users, the url is as follows:

**bamssl.mlb.com**

For MLB Office of the Commissioner users, the url is as follows:

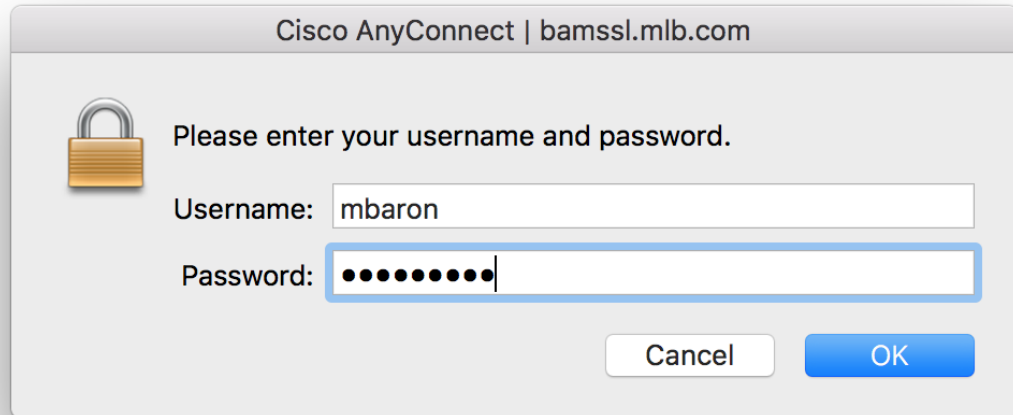
**bocvpn.mlb.com**

Once the url is entered, hit the, "connect" button.




- 4) If an internet connection exists and the provider is not blocking the connection, a login dialogue will appear. The user will enter the appropriate and approved Active Directory login credentials, and hit the, "ok" button once

complete.



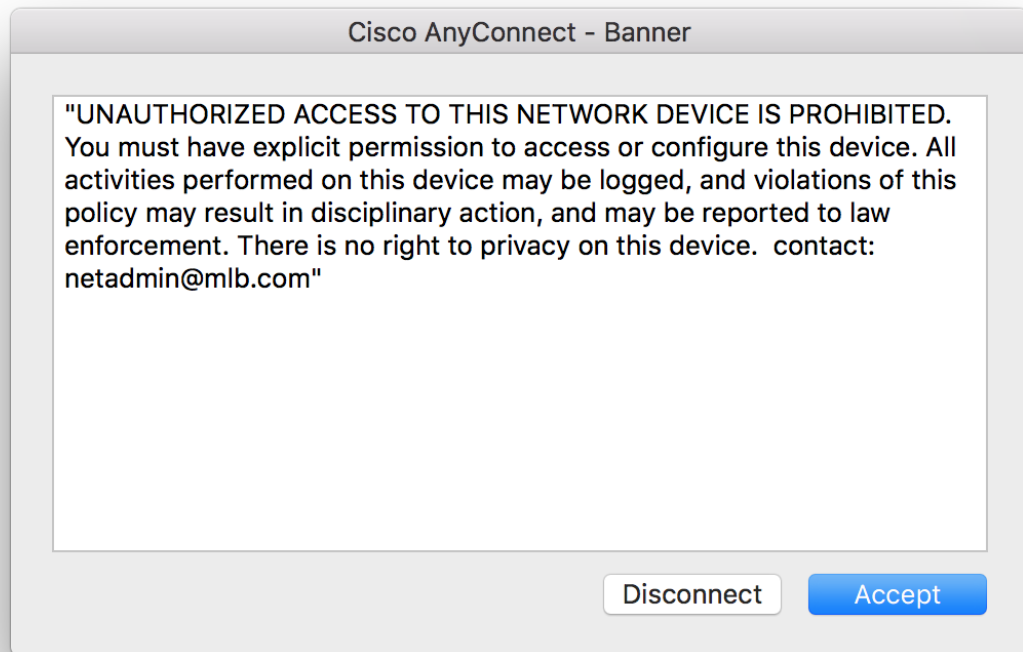
Cisco AnyConnect | bamssl.mlb.com

 Please enter your username and password.

Username:

Password:

- 5) If the credentials were entered successfully, a disclaimer box will appear next. When ready, hit the, “accept” button.



Cisco AnyConnect - Banner

"UNAUTHORIZED ACCESS TO THIS NETWORK DEVICE IS PROHIBITED. You must have explicit permission to access or configure this device. All activities performed on this device may be logged, and violations of this policy may result in disciplinary action, and may be reported to law enforcement. There is no right to privacy on this device. contact: netadmin@mlb.com"

- 6) The connection will complete, and the user will be logged into the remote VPN. To verify if the connection was completed, navigate to the dock and locate the Cisco icon. If a gold lock appears on the icon, the connection is complete and

secured.

